

# SSANGYONG RHINO

 **FULLY  
EQUIPPED**  
USE MORE OF YOUR VEHICLE







## MAKING KIWI CANOPIES FOR OVER 30 YEARS

On the cutting edge of canopy design, Crown Canopies are engineered from a fibreglass shell to provide greater strength and durability than a plastic canopy. Painted with eco friendly water based paint the Crown Canopy has a glossy, flawless finish to complement the vehicle.

### FEATURES

- Heavy duty 5mm fibreglass construction.
- UV resistant high-gloss gel coat finish.
- Strong 100kg load rating.
- Water tight storage space.




### SLIDING WINDOW

Ideal for dog owners who require ventilation and the casual user who needs a secure space.



### LIFT UP WINDOW

The essential window for tradesman, giving complete access to the tray of the vehicle.



### FLUSH WINDOW

Featuring an all glass trim that gives the canopy a snazzy modern look.



### SECURITY WINDOW

The perfect window option for accessibility and security using a solid fibreglass cut out.

# FABRIK

ELECTRO COAT

## AN INDUSTRY FIRST BY CROWN CANOPIES

In our state of the art and custom designed facility the Crown Canopies interior surface is robotically coated with a specially formulated binding agent. We then apply millions of fine electrostatically charged small fibres onto this surface for a dense and plush finish.


### FEATURES

- Highly durable, weather-resistant and colourfast material.
- Made of fine electrostatically charged micro fibres.
- Will cope with anything your kiwi lifestyle can offer.



### ROBOTICALLY COATED

The Crown Canopies interior surface is robotically coated with a specially fomated binding agent.



### ELECTRICO STATIC

We apply millions of fine electrostatically charged small fibres onto the canopy.



### MICRO FIBRES

A plush and dense carpet-like interior that's coats the Crown Canopy.



### HIGHLY DURABLE

Fabric coating is highly durable, weather resistant, colourfast and looks great.





# REMOTE LOCKING

## KEYLESS ACCESS. SLAM LATCH LOCK

Integrated into the vehicle's electrical system, the Crown Canopy rear door locks and unlocks with the factory vehicle remote, for simple click and lock security. So you won't have to put your gear down and open your canopy rear door.

### FEATURES

- The rear Crown Canopy door closes with no manual latching required.
- Locks and unlocks with the factory vehicle remote.
- Efficiently open the rear door with one hand.



### PLUG AND PLAY WIRING LOOM

An OE quality solution to provide easy integration to the vehicle's electric system.



### SINGLE HANDLE DESIGN

So you won't have to put your gear down to open your Crown Canopy rear door.



### SLAM LATCH TECHNOLOGY

The Crown Canopy rear door can be closed with no manual latching required.



### KEYLESS ACCESS

Locks and unlocks with factory vehicle remote to keep access simple






## EVOLUTION NEVER STOPS WITH CROWN CANOPY

Using a combination of a flexible injection moulded corner radius, and a custom extruded centre section, water can be channelled across your door opening and away from the interior of your vehicle. Allowing you to work with your canopy rear door open in heavy rainfall.

### FEATURES

- Easily installed as an upgrade to the Crown Canopy range.
- Keeping you and the vehicle interior dry, even in the extremely wet conditions.



### KEEPING DRY

Designed to transfer water that collects on the glass surface of the rear door.



### NO-DRILL FITMENT

Designed to have a simple no-drill fitment and can be easily installed as an upgrade to Crown Canopy.



### DESIGN INTENT

A flexible injection-moulded corner radius, and a custom extruded centre section.



### UV STABLE

100% rust proof and UV resistant, won't fade over time in the harsh NZ weather conditions.



# RHINO-RACK

## THE WORLD'S MOST USEFUL ROOF RACKS

The range of leg options allows you to permanently or temporarily fix your vehicle with Roof Racks. Bar options include; Vortex, Heavy Duty and Stealth so whether your vehicle is a work van, ute or family SUV your choice of roof bars will complete your vehicle.

### FEATURES

- Lockable legs for added security
- Tested and approved to Australian Standards AS1235-2000
- Easy to install / remove



### LOW WIND NOISE

The aerodynamic design guarantees extremely low wind noise while driving.



### STRONG AND DURABLE

Roof Racks and their accessories are built for off-road, commercial and around town use.



### ALUMINIUM CONSTRUCTION

Built from rust-free extruded structural aluminium to withstand the New Zealand environment.



### RANGE OF ACCESSORIES

A large range of commercial and lifestyle accessories are available to complement your vehicle.





## INNOVATIVE RETRACTABLE HARD LID

The premium retractable tonneau cover, sleek design and an ultimate finish, with the colour option of anodized aluminium or black powder coat exterior. Providing unparalleled access due to it's effortless roll away design.

### FEATURES

- Anodized aluminium exterior.
- Multiple locking positions.
- Optional Cargo Carriers and Sports Bars.
- Non-Drill Clamp on system.



### ALUMINIUM EXTERIOR

Lightweight aluminium roll cover that adds style and appeal to your vehicle.



### LOCKABLE WITH TAILGATE

Provides a high level of protection from the elements and keeps your belongings safe and dry.



### OPTIONAL SPORTS BAR

The addition of a sports bar provides a polished or powder coated black extension to the lid.



### OPTIONAL CARGO CARRIES

Load rated Cargo Rails provide carrying capacity for the Mountain Top Roll.





@fullyequipped\_nz | [fullyequipped.co.nz](https://www.fullyequipped.co.nz) | 0800 111 000